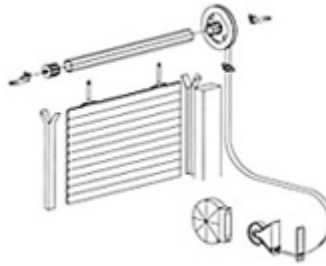


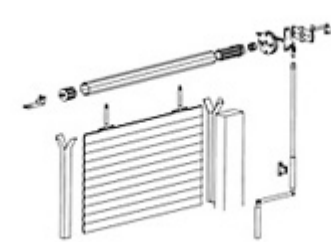
Manovre
 Profili
 Schema di avvolgimento e ingombro

NB:
 L'ingombro della tapparella si intende compreso rullo.

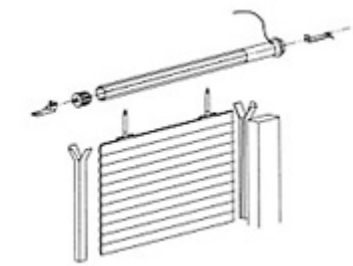
Manovra a cinghia



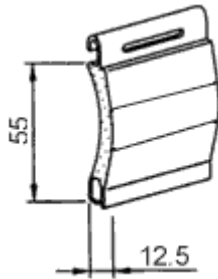
Manovra ad argano



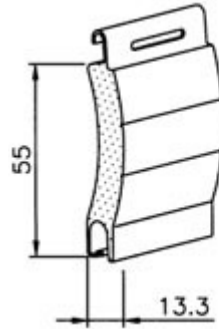
Manovra a motore



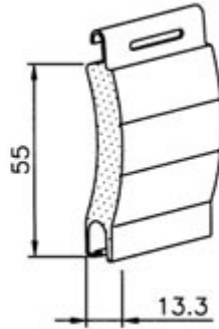
NR55



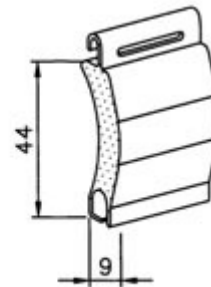
AM32 - AD132



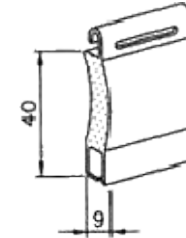
AM33 - AD133



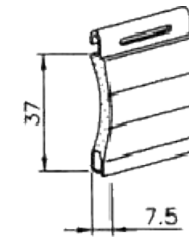
AM20



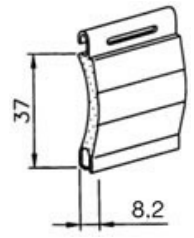
AM23



AM17



AM7



Altezza telo cm	rullo ottagonale Ø 40 mm								rullo ottagonale Ø 60 mm								rullo ottagonale Ø 70 mm															
	100	130	160	190	220	250	280	300	100	130	160	190	220	250	280	300	100	130	160	190	220	250	280	300								
AD132 AD133 AM33	150	156	170	186	190	204	210	224	154	174	174	190	210	210	224	224	160	174	180	190	196	210	220	220								
AM23									190	190	210	224	230	250	250	260	180	190	214	216	240	240	264	264								
									184	190	200	220	220	240	240	260	180	184	200	210	224	230	244	248								
									184	190	200	210	220	240	240	250	170	184	200	204	224	226	244	246								
																	170	184	200	204	224	226	244	246								
AM32	154	164	184	196	200	216										160	180	190	200	220	220	170	184	190	210	210	230					
NR55	130	140	150	160	165	176										142	160	170	186	186	196	144	160	166	174	196	194					
AM20	162	180	180	196	204	216	234	240									136	144	154	170	170	180	140	150	160	164	174	184				
AM7	150	156	170	186	190	204	210	224									170	172	190	200	210	230	230	250	170	190	206	210	224	224	246	246
AM17	146	156	166	186	186	200	216	216									154	174	174	190	210	210	224	224	160	174	180	190	196	210	220	220
																	142	156	170	172	190	196	204	210	150	164	166	180	196	196	210	212
																	190	190	210	224	230	250	250	260	180	190	214	216	240	240	264	264
																	184	190	200	220	220	240	240	260	180	184	200	210	224	230	244	248